



MLT 741 - 120 LSU


 **Lifting capacity**4100 kg
(load centre at 500mm from forks heels)
Tipping load at maximum reach1750 kg


 **Lifting height**6.90 m
Times: unladen / loaded (in s)
Lifting7/7.5
Lowering5.3/5.2
Télescope
Boom extension.....8.2/9.0
Boom retraction.....6.2/6.0
Time unladen (in s)
Crowd3.5
Dump3.0


 **Tyres**
460/70-24 XMCL

 **Forks (mm)**
Length.....1200
Width X thickness.....125 x 50
Maximum distance between forks.....1260
Carriage rotation.....146°


 **Oil bath multidisc assisted brakes on front and rear axles**

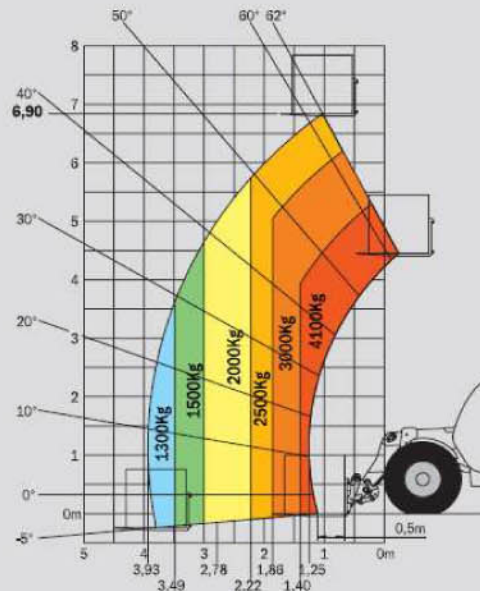
 **Perkins engine Stage III A**
Turbo 120: 1104 D - E 44 TA.....4 cyl. - 4400 cm³
Power (ISO/TR 14396):124 HP/91 kw
Maximum torque
(ISO/TR 14396):490 Nm at 1400 rpm
Direct injection
Water cooling

 **Transmission**torque convertor
Reversing shift.....electrohydraulic
TLSU/120 LSU :
Powershuttle.....4/4
Max. travel speed up to 35 km/h*

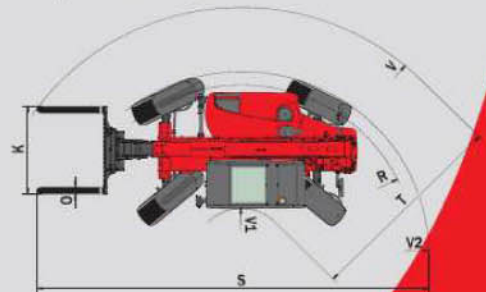
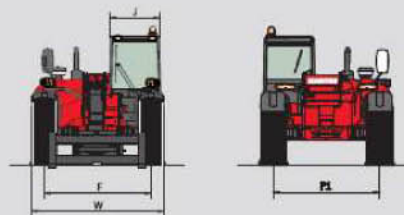
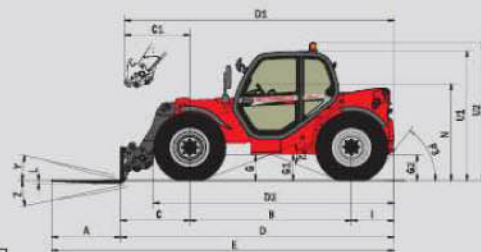
 **Hydraulic**
Turbo 120 LSU149 l/mn - 270 bars
Electronically regulated variable displacement pump
Valve bank DDIC
Monolever **J.S.M (Joystick Switch and Move)**
Row divider with load sensing device driving and braking

 **Capacities**
Hydraulic oil135 l
Fuel tank120 l

 **Weight unladen (with forks)**7490 kg
Overall height2.30 m
Overall width2.40 m
Overall length (at forks carriage)4.92 m
Ground clearance0.44 m
Turning radius (outside wheels)3.92 m
Drawbar pull until9045 daN

Forward reach at maximum height : 1.03 m


EN 1459 annexe B



MLT 741 - 120 LSU	
MLT 741 - 120 LSU PS	
A	1200
B	2810
C	1231.5
C1	1288
D	4918.5
D1	4975
D2	4253
E	6118.5
F	1935
F1	1935
G	450
G1	435
G2	435
I	877
J	980
K	1260
L	50
N	1715
O	125
P2	38°
P3	53°
R	3685
S	7756
T	3685
U1	2295
U2	2545
V	4925
V1	1310
V2	3918,5
W	2402
Y	12.3°
Z	133.5°

WINNER HANDLING

SUSSEX: 01903 230700

SURREY: 01483 456789

EMAIL: SALES@WINNERHANDLING.CO.UK